

MATTCOAT 40

Technical Product Data.



Interior and exterior modified acrylic matt finish emulsion paint.

AREAS OF USE.








- Coating of interior and exterior primed or unprimed masonry surfaces.

ADVANTAGES.



- Superior hiding power.
- Alkaline-resistant binder. Can be applied directly to firm surfaces.
- Water-based for environmental and applicator friendliness.
- Matt finish.
- Can be tinted to the colour of choice.

PRODUCT INFORMATION.

 Appearance: Smooth matt finish.	 Colours: White and a very wide selection of tinted colours.
 Volume Solids: +/-40%.	 V.O.C: <20g/litre.
 Theoretical DFT per coat: +/-44 microns per coat.	 Recommended Spread Rate: 8-10m ² /litre per coat.
 Viscosity at 25degrees Celsius: 400 – 500 (Krebs Stormer).	Note: Practical spread rate will vary dependant on the application method and profile and porosity of the substrate.

APPLICATION DETAILS.

- **Mixing of product:** Stir thoroughly with a flat paddle before application.
- **Method of application:** Apply with a good-quality brush, block brush or roller.
- **Substrate:** Ensure that the substrate is clean, dry and suitably primed before application.
- **Dilution:** Product is ready to use and should not be diluted.
- **Cleaning of application equipment:** Soapy water immediately after use.
- **Application temperatures:** Only apply the product at temperatures between 8 and 30 degrees Celsius.
- **Application humidity:** Only apply the product when humidity is between 10 and 85%.
- **Overcoating time:** 4-6 hours.
- **Storage:** Store product in a cool, dry area above freezing, out of direct sunlight and off the floor.

SURFACE PREPARATION.

Only apply to clean, dry, and sound substrates.

Dirt.

- Remove dirt with **WeatherPrufe Tornado** diluted 1:4 with clean water.
- Rinse off well and allow the surface to dry completely.

Fungal growth.

- Sterilise using **WeatherPrufe Fungal Wash** before water-jetting the surface.
- Apply a second coat after cleaning and allow to dry.
- Do not wash the surface down after the second application.
- (See **WeatherPrufe Paints Fungal Wash** Data sheet .)

Unpainted surfaces.

Cement plaster, concrete and cement bricks:

- Prime with one coat of **Weatherprufe Plaster Primer**.
- **Fibre cement boards:** Prime with one coat of **WeatherPrufe Plaster Primer**.

Previously painted surfaces in good condition.

- Remove all loose paint by sanding, scraping or high-pressure water-jetting.
- Clean surface with **WeatherPrufe Tornado** diluted 1:4 with clean water. Rinse well.
- Spot-prime exposed substrates with appropriate primer where necessary.
- Sand enamel coatings to an even matt finish and remove dust where applicable.

Previously painted surfaces in poor condition.

- Remove all paint to a sound substrate by best means. Proceed as per 'Unpainted surfaces'.

Crack repair.

Where required, repair cracks as follows:

- **Hairline or 'crazy cracking':** Sand to a smooth surface. Apply one coat of **WeatherPrufe Plaster Primer**.
- **Cracks >2mm:** Rake open to a firm surface. Fill using a 3:1 sand/cement plaster wet with **WeatherPrufe WeatherBond Enhance**. Spot-prime with one coat of **WeatherPrufe Plaster Primer** when dry.

APPLICATION.

- Apply two coats of **WeatherPrufe MattCoat40**, typically 8-10m²/L/coat.
- Allow 4 hours drying time between coats.

Contact Us

Tel: +27 21 557 9147
admin@weatherprufe.co.za
www.weatherprufe.co.za

Manufactured by Market Demand Trading No.263 (Pty) Ltd.
Cape Town, South Africa.

1l

5l

20l

SAFETY PRECAUTIONS

Refer to MSDS for full Safety information.

